

Long Island New York Beauty

FREE DOWNLOAD


Alternate Design:

Cutting Instructions from 10" and 5" squares



Please refer to the Long Island New York Beauty pattern for assembly instructions. You can find the pattern at www.easypatchwork.de or write info@easypatchwork.de






Please break down your Layer Cake or stack of 10" squares before you begin and number accordingly to reduce confusion. You will need 22 different – 10" squares as well as 8 different charm-sized solids. Two 10" squares of green were used for a total of 23 - 10" squares.










*You only need one 5" x 5" square to make two solid plusses (one in each quarter block).



The fabrics used in this design came from the Acreage collection designed by Shannon Gillman Orr for Moda and Grand Canal Solids from Moda designed by Kate Spain. One pink solid was added to connect the two fabric lines.

Template/Patch	Name	Total Qty	Cut	Size (Inches)	Fabric
Template A	Inner Circle	4	2		
			1		
			1		
Template B	Inner Ring	2			White
Template C	Background I	4			
Template C - Reverse	Background II	4			
D	Flying Geese	12	2 each	2 ½ x 3 ¼	6 Different Fabrics 
E	Flying Geese Background	24		2 ½ x 3	White
F	Sun Ray	13		4 ½ x 5	10 - 13 Different Fabrics 

G	Plus Body	96	(48)	$1\frac{1}{2} \times 2\frac{1}{2}$	White
		(16)	2 each	$1\frac{1}{2} \times 2\frac{1}{2}$	8 Different Solids*
		(32)	4 each	$1\frac{1}{2} \times 2\frac{1}{2}$	8 Different Printed Fabrics 
H	Plus Tip	104	(52)	$1\frac{1}{4} \times 1\frac{1}{4}$	White
		(32)	4 each	$1\frac{1}{4} \times 1\frac{1}{4}$	8 Different Solids*
		(16)	2 each	$1\frac{1}{4} \times 1\frac{1}{4}$	8 Different Printed Fabrics 
		(4)	$1\frac{1}{4} \times 1\frac{1}{4}$		Darkest or Lightest Warm or Printed Fabric. This is the starting background of the Plus Blocks. 
I	Inner Ray	16	4 each	$3\frac{1}{2} \times 3\frac{1}{2}$	4 Different Colors – subcut to HST's 
J	Outer Ray	16	4 each	4×4	4 Different Colors – subcut to HST's 
Bias Strip 1					2 Different Colors 
Bias Strip 2					2 Different Colors 

All designs © 2017 Karen Ackva. All rights reserved. For individual and personal use only. No portion of this pattern may be copied nor distributed without written permission. Not for resale nor for use in sale items.

More patterns and designs can be found on our website: www.easypatchwork.de

Color your own Long Island New York Beauty

